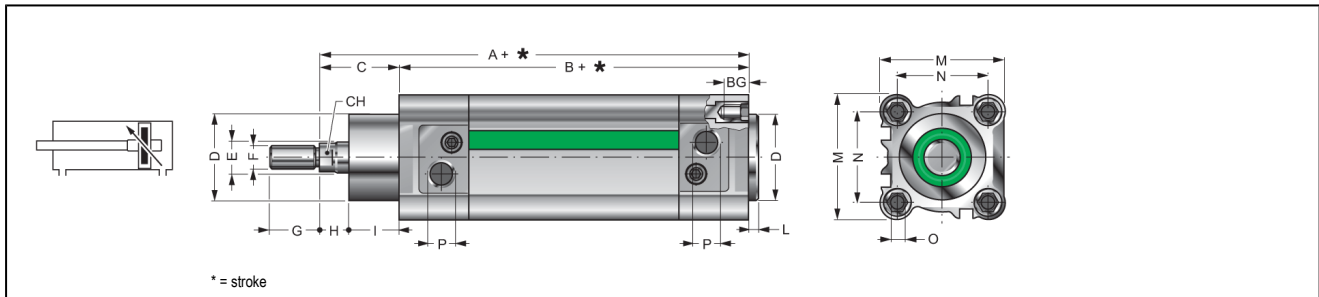
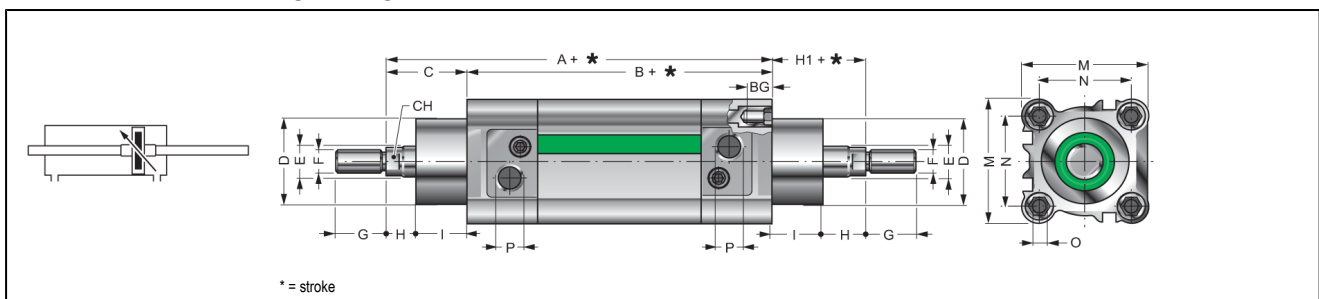


NWT ../... double acting



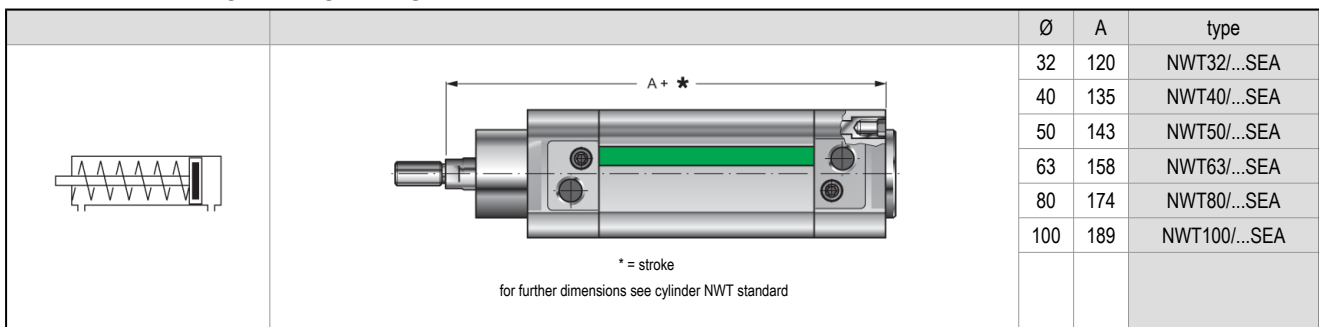
Ø	A	B	C	D	E	F	G	H	I	L	M	N	O	P	BG	CH	type
32	120	94	26	30	12	M10x1,25	20	8	18	4	45	32,5	M6	G 1/8	16	10	NWT32/...
40	135	105	30	35	16	M12x1,25	24	8,5	21,5	4	54	38	M6	G 1/4	16	13	NWT40/...
50	143	106	37	40	20	M16x1,5	32	9	28	4	64	46,5	M8	G 1/4	16	17	NWT50/...
63	158	121	37	45	20	M16x1,5	32	8,5	28,5	4	75	56,5	M8	G 3/8	16	17	NWT63/...
80	174	128	46	45	25	M20x1,5	40	11,5	34,5	4	93	72	M10	G 3/8	18	21	NWT80/...
100	189	138	51	55	25	M20x1,5	40	13	38	4	110	89	M10	G 1/2	18	21	NWT100/...
125	225	160	65	60	30	M27x2	54	30	35	5	142	110	M12	G 1/2	22	27	NWT125/...

NWT ../... P double acting, through-rod



Ø	A	B	C	D	E	F	G	H	H1	I	L	M	N	O	P	BG	CH	type
32	120	94	26	30	12	M10x1,25	20	8	26	18	4	45	32,5	M6	G 1/8	16	10	NWT32/...P
40	135	105	30	35	16	M12x1,25	24	8,5	30	21,5	4	54	38	M6	G 1/4	16	13	NWT40/...P
50	143	106	37	40	20	M16x1,5	32	9	37	28	4	64	46,5	M8	G 1/4	16	17	NWT50/...P
63	158	121	37	45	20	M16x1,5	32	8,5	37	28,5	4	75	56,5	M8	G 3/8	16	17	NWT63/...P
80	174	128	46	45	25	M20x1,5	40	11,5	46	34,5	4	93	72	M10	G 3/8	18	21	NWT80/...P
100	189	138	51	55	25	M20x1,5	40	13	51	38	4	110	89	M10	G 1/2	18	21	NWT100/...P
125	225	160	65	60	30	M27x2	54	30	65	35	5	142	110	M12	G 1/2	22	27	NWT125/...P

NWT ../... SEA single acting, spring in front



Ø	A	type
32	120	NWT32/...SEA
40	135	NWT40/...SEA
50	143	NWT50/...SEA
63	158	NWT63/...SEA
80	174	NWT80/...SEA
100	189	NWT100/...SEA

stroke	springforce [N]											
	Ø32		Ø40		Ø50		Ø63		Ø80		Ø100	
	min.	max.	min.	max.	min.	max.	min.	max.	min.	max.	min.	max.
10	50	54	72	82	110	123	110	123	166	180	166	180
20	44	54	62	82	98	123	98	123	152	180	152	180
30	40	54	52	82	86	123	86	123	137	180	137	180
40	35	54	42	82	73	123	73	123	123	180	123	180
50	30	54	32	82	60	123	60	123	110	180	110	180

NWT .../... SEP single acting, backside spring

Ø	A	type
32	120	NWT32/...SEP
40	135	NWT40/...SEP
50	143	NWT50/...SEP
63	158	NWT63/...SEP
80	174	NWT80/...SEP
100	189	NWT100/...SEP

* = stroke
for further dimensions see cylinder NWT standard

stroke	springforce [N]											
	Ø32		Ø40		Ø50		Ø63		Ø80		Ø100	
	min.	max.	min.	max.	min.	max.	min.	max.	min.	max.	min.	max.
10	50	54	72	82	110	123	110	123	166	180	166	180
20	44	54	62	82	98	123	98	123	152	180	152	180
30	40	54	52	82	86	123	86	123	137	180	137	180
40	35	54	42	82	73	123	73	123	123	180	123	180
50	30	54	32	82	60	123	60	123	110	180	110	180

NWT ... TN2 ... tandem

NWT ... / ... TN2
Ø stroke

P through-rod
VS FKM rod seal
VV FKM completely

for further dimensions see cylinder NWT standard

Ø	A	A1	B	C	D	E	type
32	156	68	20	26	20	182	NWT32/...TN2..
40	175	73,5	28	30	24	205	NWT40/...TN2..
50	171	76,5	18	37	32	208	NWT50/...TN2..
63	191	85	21	37	32	228	NWT63/...TN2..
80	205	91,5	22	46	40	251	NWT80/...TN2..
100	224	98,5	27	51	40	275	NWT100/...TN2..
125	265	115	35	65	54	330	NWT125/...TN2..

NWT ... BS ... multi-position

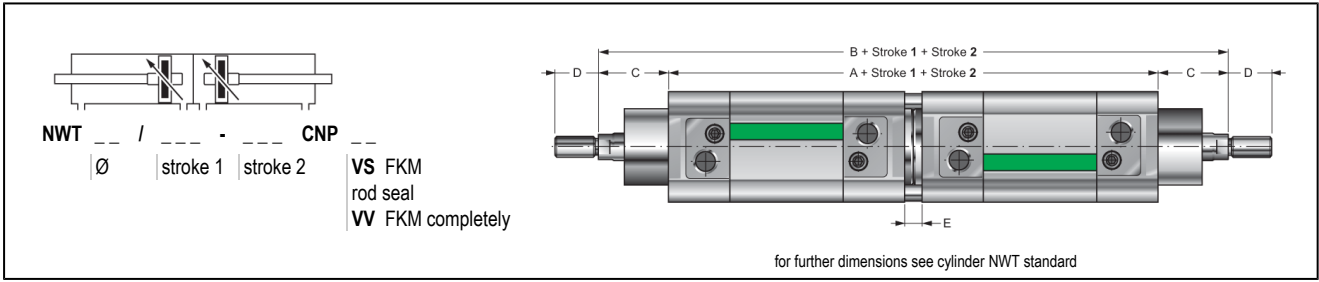
NWT ... / ... - ... BS ...
Ø stroke 1 stroke 2

VS FKM rod seal
VV FKM completely

for further dimensions see cylinder NWT standard

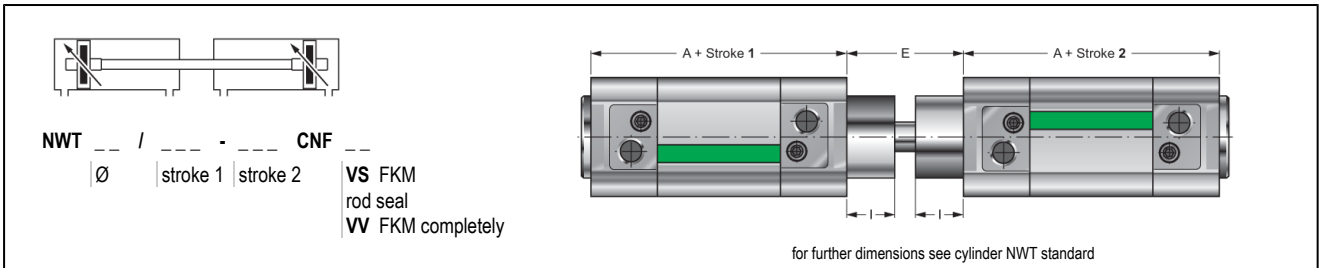
Ø	A	A1	B	C	D	E	type
32	156	68	20	26	20	182	NWT32/...BS..
40	175	73,5	28	30	24	205	NWT40/...BS..
50	171	76,5	18	37	32	208	NWT50/...BS..
63	191	85	21	37	32	228	NWT63/...BS..
80	205	91,5	22	46	40	251	NWT80/...BS..
100	224	98,5	27	51	40	275	NWT100/...BS..
125	265	115	35	65	54	330	NWT125/...BS..

NWT ... CNP ... multi-position rear



Ø	A	B	C	D	E	type
32	196	248	26	20	8	NWT32/...-...CNP..
40	218	278	30	24	8	NWT40/...-...CNP..
50	220	294	37	32	8	NWT50/...-...CNP..
63	250	324	37	32	8	NWT63/...-...CNP..
80	264	356	46	40	8	NWT80/...-...CNP..
100	284	386	51	40	8	NWT100/...-...CNP..
125	330	460	65	54	10	NWT125/...-...CNP..

NWT ... CNF ... multi-position front



Ø	A	E	I	type
32	94	48	18	NWT32/...-...CNF..
40	105	54	21,5	NWT40/...-...CNF..
50	106	69	28	NWT50/...-...CNF..
63	121	69	28,5	NWT63/...-...CNF..
80	128	86	34,5	NWT80/...-...CNF..
100	138	91	38	NWT100/...-...CNF..
125	160	100	35	NWT125/...-...CNF..

cover band for profile magnetic cylinder series NWT



illustrations are for information only and are non-binding
 all designs, configurations, measurements and materials are subject to change without prior notice